

# 2024 Candidate Webinar Series



Tuesday, 8/13 at 12pm – NH Businesses for Social Responsibility

Thursday, 8/15 at 12pm – Disability Rights Center – NH

Tuesday, 8/20 at 12pm – NH Hunger Solutions

Thursday, 8/22 at 12pm – AARP


Tuesday, 8/27 at 12pm – NH Center for Justice and Equity

Thursday, 8/29 at 10am – Housing Action NH

**Tuesday, 9/3 at 12pm – MomsRising**

Thursday, 9/5 at 12pm – Reaching Higher NH





NH SCHOOL

# Funding Fairness Project

*Advocating to make  
school funding more equitable  
for students and taxpayers alike*

# Public High School Metric Comparison

Criteria	Public High School A	Public High School B
Percentage 3 <sup>rd</sup> Graders who are Proficient or Above in Math & Reading	79% Math, 87% Reading	29% Math, 31% Reading

# Public High School Metric Comparison

Criteria	Public High School A	Public High School B
Percentage 3 <sup>rd</sup> Graders who are Proficient or Above in Math & Reading	79% Math, 87% Reading	29% Math, 31% Reading
Percentage of Students who Graduate	97%	78%

# Public High School Metric Comparison

Criteria	Public High School A	Public High School B
Percentage 3 <sup>rd</sup> Graders who are Proficient or Above in Math & Reading	79% Math, 87% Reading	29% Math, 31% Reading
Percentage of Students who Graduate	97%	78%
Percentage of AP Test Takers Scoring 3 or Above	86%	39%

# Public High School Metric Comparison

Criteria	Public High School A	Public High School B
Percentage 3 <sup>rd</sup> Graders who are Proficient or Above in Math & Reading	79% Math, 87% Reading	29% Math, 31% Reading
Percentage of Students who Graduate	97%	78%
Percentage of AP Test Takers Scoring 3 or Above	86%	39%
Average Teacher Salary	\$79,219	\$51,491

# Public High School Metric Comparison

Criteria	Public High School A	Public High School B
Percentage 3 <sup>rd</sup> Graders who are Proficient or Above in Math & Reading	79% Math, 87% Reading	29% Math, 31% Reading
Percentage of Students who Graduate	97%	78%
Percentage of AP Test Takers Scoring 3 or Above	86%	39%
Average Teacher Salary	\$79,219	\$51,491
Median Household Income	\$136,992	\$61,664

# Public High School Metric Comparison

Criteria	Public High School A	Public High School B
Percentage 3 <sup>rd</sup> Graders who are Proficient or Above in Math & Reading	79% Math, 87% Reading	29% Math, 31% Reading
Percentage of Students who Graduate	97%	78%
Percentage of AP Test Takers Scoring 3 or Above	86%	39%
Average Teacher Salary	\$79,219	\$51,491
Median Household Income	\$136,992	\$61,664
Education Property Taxes (includes SWEPT)	\$8.14	\$12.49

# Public High School Metric Comparison

Criteria	Public High School A	Public High School B
Percentage 3 <sup>rd</sup> Graders who are Proficient or Above in Math & Reading	79% Math, 87% Reading	29% Math, 31% Reading
Percentage of Students who Graduate	97%	78%
Percentage of AP Test Takers Scoring 3 or Above	86%	39%
Average Teacher Salary	\$79,219	\$51,491
Median Household Income	\$136,992	\$61,664
Education Property Taxes (includes SWEPT)	\$8.14 per \$1,000	\$12.49 per \$1,000
Education Property Tax Bill on \$350,000 Home	\$2,849	\$4,371

# Public High School Metric Comparison

Which Schools are these...

Hanover

← Only 30 Miles Apart →

Claremont

Criteria	Public High School A	Public High School B
Percentage 3 <sup>rd</sup> Graders who are Proficient or Above in Math & Reading	79% Math, 87% Reading	29% Math, 31% Reading
Percentage of Students who Graduate	97%	78%
Percentage of AP Test Takers Scoring 3 or Above	86%	39%
Average Teacher Salary	\$79,219	\$51,491
Median Household Income	\$136,992	\$61,664
Education Property Taxes (includes SWEPT)	\$8.14 per \$1,000	\$12.49 per \$1,000
Education Property Tax Bill on \$350,000 Home	\$2,849	\$4,371

# Public High School Metric Comparison

Which Schools are these...

Hanover

← Only 30 Miles Apart →

Claremont

Criteria	Public High School A	Public High School B
Equalized Value Per Pupil	\$3,324,851	\$844,490

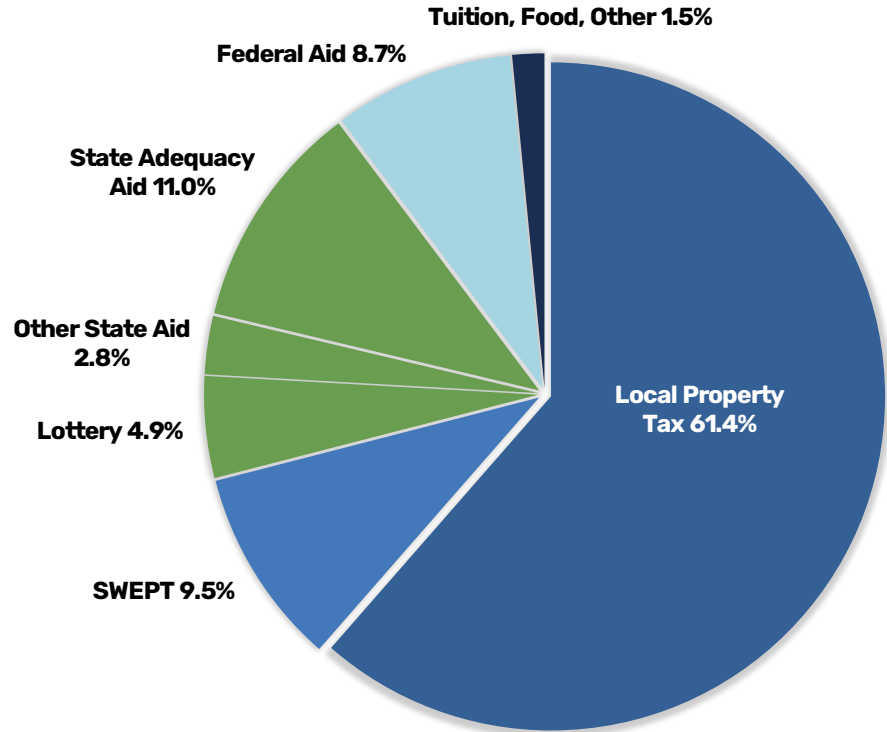
# New Hampshire School Funding

NH Relies Overwhelmingly on Local Property Taxes to Fund Public Education

## '22 - '23 Revenue Breakdown of NH School Districts

**\$3.8B in Total Revenue**

**Federal Aid: 8.7%**  
**State Revenue: 18.7%**  
**Property Taxes: 70.9%**



# New Hampshire School Funding

NH Relies Overwhelmingly on Local Property Taxes to Fund Public Education

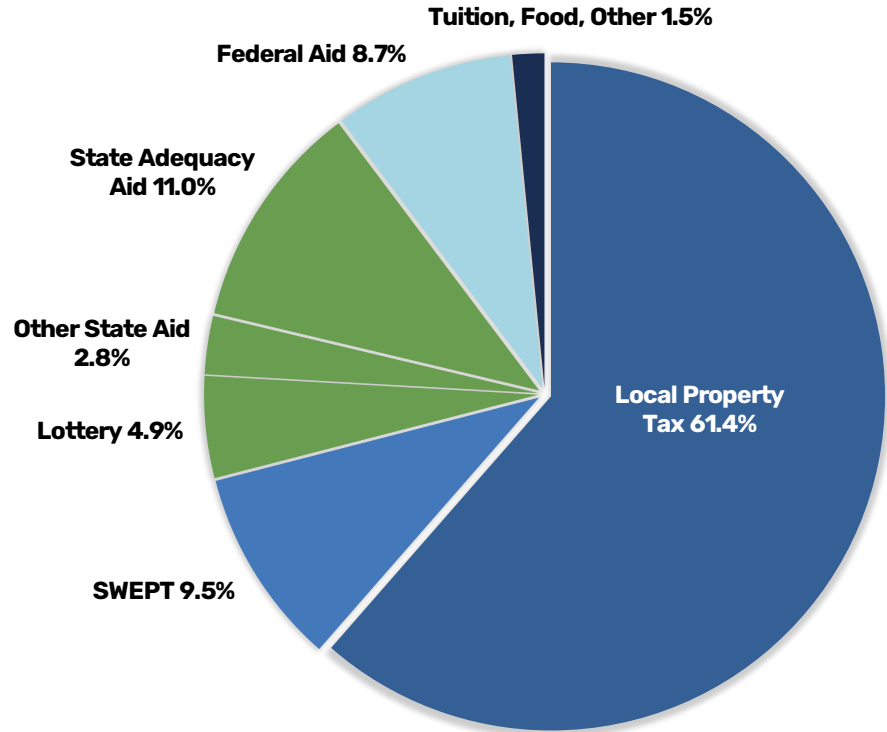
## '22 - '23 Revenue Breakdown of NH School Districts

**\$3.8B in Total Revenue**

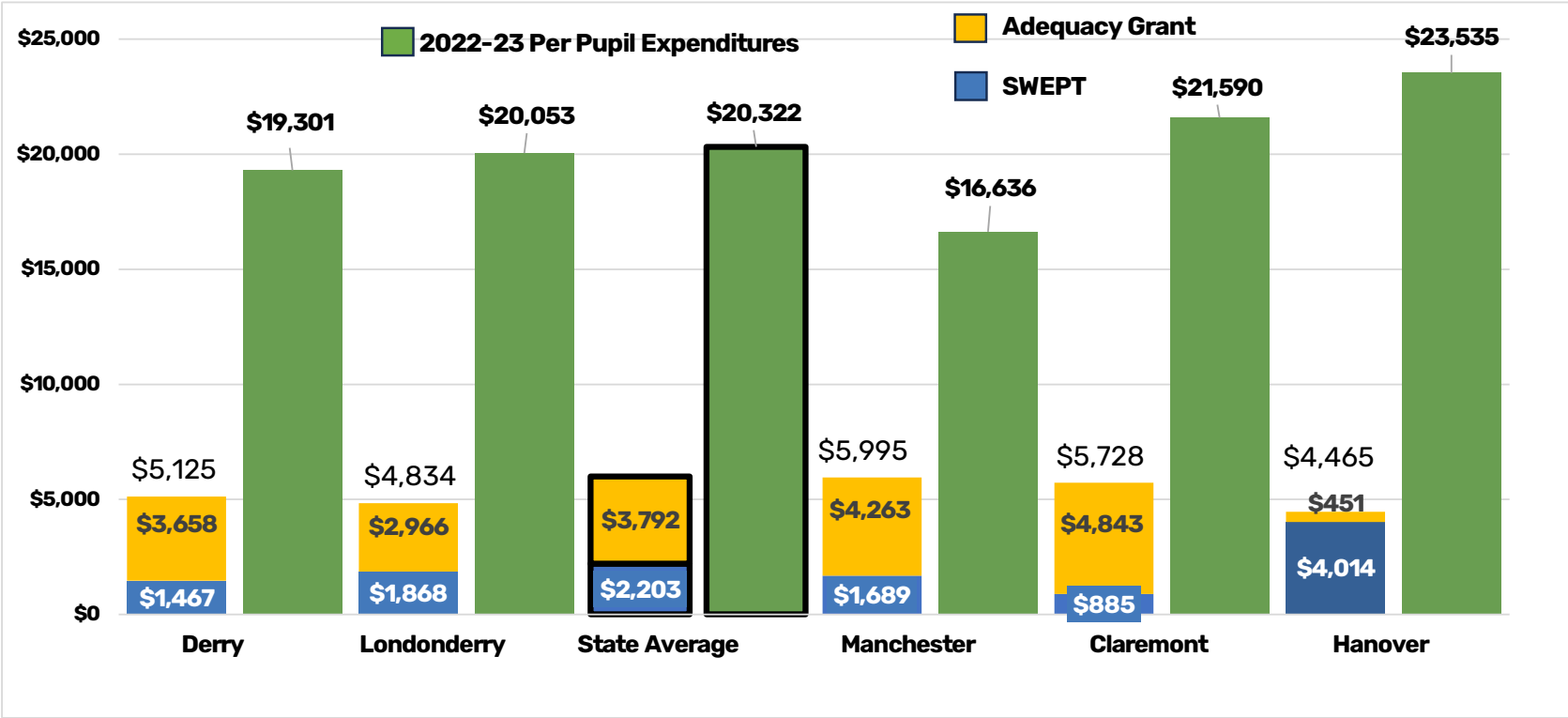
**Property Taxes: 70.9%**

=

**Almost \$2.7 Billion  
Downshifted**



# Current State Adequacy Grants Fall Well Short of Actual Costs to Educate Children



# Equalized Value Per Pupil

## Equalized Value of All Taxable Property

---

### Students Living in a Community

# Equalized Value Per Pupil

## Hanover

$$\frac{\$3,618,867,574}{1,088.43} = \$3,324,851$$

## Claremont

$$\frac{\$1,363,781,794}{1,614.92} = \$844,490$$

# Equalized Value Per Pupil

## Hanover

$$\frac{\$3,618,867,574}{1,088.43} = \$3,324,851$$

## Claremont

$$\frac{\$1,363,781,794}{1,614.92} = \$844,490$$

## Portsmouth

$$\frac{\$9,336,287,605}{2,100.39} = \$4,445,024$$

## Derry

$$\frac{\$5,289,742,213}{4,784.66} = \$1,105,563$$

# Equalized Value Per Pupil Highest and Lowest in the State

## Charlestown

$$\frac{\$486,393,409}{624.8} = \$778,484$$

## New Castle

$$\frac{\$1,212,374,324}{48.39} = \$25,055,786$$

# Basing School Funding on Property Taxes results in inequities based on Property Value

Property Value	Tax Rate (per Thousand)	Revenue Raised
\$1,000,000	\$10.00	<b>\$10,000</b>
\$400,000	\$10.00	<b>\$4,000</b>

# Basing School Funding on Property Taxes results in inequities based on Property Value

Property Value	Tax Rate (per Thousand)	Revenue Raised
\$1,000,000	\$10.00	<b>\$10,000</b>
\$400,000	<b>\$25.00</b>	<b>\$10,000</b>

# Basing School Funding on Property Taxes results in inequities based on Property Value

	EQVP	Tax Rate (per Thousand)	Revenue Raised
Hanover	\$3,324,851	\$10.00	<b>\$33,248.51</b>
Claremont	\$844,490	\$10.00	<b>\$8,444.90</b>
Portsmouth	\$4,445,024	\$10.00	<b>\$44,450.24</b>
Derry	\$1,105,563	\$10.00	<b>\$11,055.63</b>

# Basing School Funding on Property Taxes results in inequities based on Property Value

	EQVP	Tax Rate (per Thousand)	Revenue Raised
Hanover	\$3,324,851	\$13.37	<b>\$44,450.24</b>
Claremont	\$844,490	\$52.64	<b>\$44,450.24</b>
Portsmouth	\$4,445,024	\$10.00	<b>\$44,450.24</b>
Derry	\$1,105,563	\$40.20	<b>\$44,450.24</b>

# Which Home Has the Larger Property Tax Bill?



Warm and inviting, fully dormered open concept cape, in a well established family neighborhood. This home boasts 4 bedrooms, 2 baths, energy efficient windows, central air, private patio, a radon mitigation system, a hookup for your EV, and a heated bonus room over the garage! New stainless steel appliances added in 2023, new hot water heater in 2023, new shed in 2021, new washing machine 2024, and a recently replaced driveway in 2024.



“Welcome to the absolute heart of Portsmouth. This beautiful single-family is located only a block away from Market Square. This property was totally gutted and renovated in 2012. Gorgeous home includes granite counters, 3 fireplaces, 2 1/2 baths, central air, 4 heated parking spaces ensure almost no snow removal costs, laundry, huge master suite with loft, walk-in closet, guest bedroom with private bath plus 3rd floor office. The beautiful bathroom includes glass surround. Home sale includes all furnishings.”

# Which Home Has the Larger Property Tax Bill?



## Pembroke

2024 market price: \$515,000

Total School Tax Rate: \$10.41

2024 School Property Tax: **\$5,361**



## Portsmouth

2024 market price: \$1,299,000

Total School Tax Rate: \$5.58

2024 School Property Tax: **\$7,248**

# Which Home Has the Larger Property Tax Bill?



## Pembroke

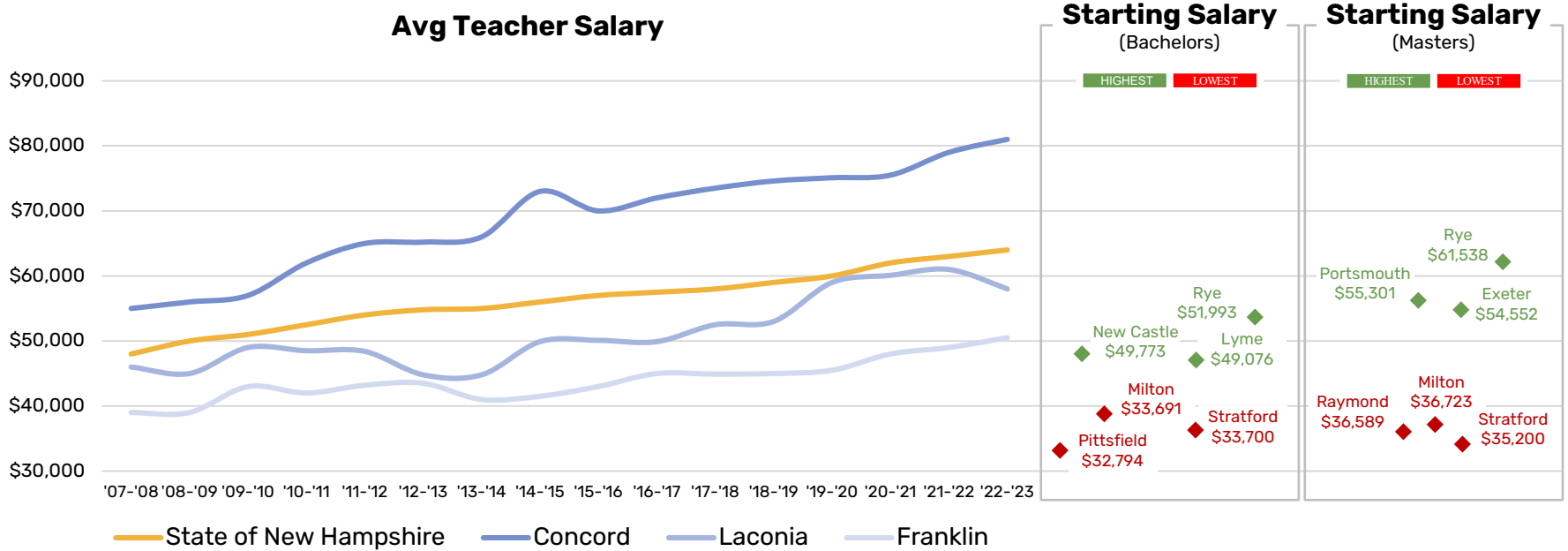
2024 market price: \$515,000  
Total School Tax Rate: \$10.41  
2024 School Property Tax: **\$5,361**  
**EQVP: \$1,116,018**



## Portsmouth

2024 market price: \$1,299,000  
Total School Tax Rate: \$5.58  
2024 School Property Tax: **\$7,248**  
**EQVP: \$4,445,024**

# Low Property Values Limit Teacher Salaries



# Most Students Live in Communities with Below Average EQVP

